



Oceanaa Biotek Industries Limited

Regd. Off.

15, Zackaria Colony, 4th Street, Choolaimedu,
Chennai - 600 094, India.

Corp. Off.

6,1st Floor, Wellington Estate,
53, Ethiraj Salai, Egmore, Chennai - 600 008. India.
T : + 91 44 3024 1900 F : + 91 44 3024 1990
E : obil@oceanaabiotek.com
CIN : L15549TN2005PLC057919

To
The Board of Directors,
Oceanaa Biotek Industries Limited
No. 15, Zackaria Colony, 4th street,
Choolaimedu, Chennai – 600 094,
Tamil Nadu


Dear Sir/Madam,


We hereby confirm the following in respect of the unaudited financial statements for the quarter ended on 30th September, 2017 being presented before the Board at the meeting to be held on 10th November, 2017.

- (1) That to the best of our knowledge, the financial results do not contain any false or misleading statement of figures.
- (2) That to the best of our knowledge, the financial results do not omit any material fact which may make the statements or figures contained therein misleading.

Yours sincerely

Place: Chennai
Date: 10.11.2017




Vimalla Joseb
Managing Director
DIN: 00849207

Laboratory : Pudukuppam Village,
Mandavai Post, Marakkanam,
Tindivanam Taluk, Villupuram District,
Tamil Nadu 604 303.
Tel : + 91 4147 302300
www.oceanaabiotek.com

M/S. OCEANAA BIOTEK INDUSTRIES LIMITED
CIN: L15549TN2005PLC057919
NO.15, ZACKARIA COLONY, 4TH STREET,
CHOOCLAIMEDU, CHENNAI - 600094, TAMIL NADU

Statement of Standalone UnAudited Results for the quarter and period ended 30.09.2017

Part I ₹ in lakhs except earnings per share and share information/data

Quarter and Period ended 30/09/2017

S.No	Particulars	Quarter Ended	Quarter Ended	Quarter Ended	Half Year Ended		Previous Year ended
		30th September'2017	30th June'2017	30th September'2016	30th September'2017	30th September'2016	31st March' 2017
		Unaudited	Unaudited	Audited	Unaudited	Audited	Audited
	Revenue from Operations						
I.	(a) Income from Operations	1,387.91	940.57	1,327.01	2,328.48	2,337.41	3,645.00
II.	(b) Other Income(net)	1.55	4.06	0.11	5.61	0.10	4.05
III.	Total Revenue	1,389.46	944.63	1,327.12	2,334.09	2,337.51	3,649.05
IV.	Expenses						
	a. Purchase of stock-in-trade	878.20	401.38	787.55	1,279.57	1,294.58	2,057.88
	b.Changes in inventory of finished goods	-38.47	246.39	72.90	207.92	263.96	48.78
	c. Employee benefit expenses	44.06	33.45	49.47	77.52	110.12	196.08
	d. Finance costs	1.32	0.92	0.50	2.23	1.10	2.46
	e. Depreciation and amortisation expenses	82.36	80.36	27.73	162.72	55.06	110.25
	f. Other expenses	110.82	184.14	252.59	294.96	481.44	803.92
	Total Expenses	1,078.28	946.64	1,190.75	2,024.92	2,206.26	3,219.37
V.	Profit/(Loss) before exceptional and extraordinary items and tax (I-IV)	311.18	-2.01	136.37	309.17	131.25	429.67
VI.	Exceptional Items	-	-	-	-	-	-
VII.	Profit / (Loss) before extraordinary items and tax (V-VI)	311.18	-2.01	136.37	309.17	131.25	429.67
VIII.	Extraordinary Item	-	-	-	-	-	-
IX.	Profit before tax (VII-VIII)	311.18	-2.01	136.37	309.17	131.25	429.67
X.	Tax expense						
	1 Current tax	38.50	38.50	49.94	77.00	72.29	164.17
	2 Deferred tax	7.06	7.06	-	14.12	-	-9.48
XI.	Profit / (Loss) for the period from continuing operations (VII-VIII)	265.63	-47.56	86.44	218.05	58.96	274.98
XII.	Other Comprehensive Income	-	-	-	-	-	-9.12
XIII.	Profit / (Loss) from discontinuing operations	-	-	-	-	-	-
XIV.	Tax expenses of discontinuing operations	-	-	-	-	-	-
XV.	Profit / (Loss) from discontinuing operations (after tax) (XII-XIII)	-	-	-	-	-	-
XVI.	Profit (Loss) for the period (XI+XIV)	265.63	-47.56	86.44	218.05	58.96	265.86
XVII.	Earnings per equity Share						
	(1) Basic	1.96	-0.35	0.85	1.61	0.06	2.70
	(2) Diluted	1.96	-0.35	0.85	1.61	0.06	2.70
	See accompanying notes to the financial statements.						

Notes:

- The Audited Financial results were reviewed by the Audit Committee and taken on record by the Board of directors at their meeting held on 10th November, 2017
- Figures of the previous period/year are reclassified / regrouped or rearranged wherever necessary to make it comparable.
- There are no separate reportable segments for the half year and year ended 31st March, 2017 as per Accounting Standard 17 on segment reporting notified under the Companies (Accounting Standard) Rules 2014.
- There were no Investors' Complaints pending/received during the period.

For and on Behalf of Board of Directors


CHENNAI
600 008
OCEANAA BIOTEK INDUSTRIES LIMITED
Vimalla Joseb
Managing Director
DIN:00849207

Place: Chennai
Date : 10/11/2017

M/S. OCEANNA BIOTEK INDUSTRIES LIMITED
CIN: L15549TN2005PLC057919
NO.15, ZACKARIA COLONY, 4TH STREET, CHOOLAIMEDU, CHENNAI - 600094.


STATEMENT OF ASSETS & LIABILITIES

All Amounts in Lakhs INR

Standalone Statement of Assets and Liabilities	As at (Quarter End)	As at (Quarter End)	As at (Current Year end)
Particulars	30th September'2017	30th June'2017	31st March 2017
A EQUITY AND LIABILITIES			
1 Shareholder's Funds			
(a) Share Capital	1,356.53	1,356.53	1,020.00
(b) Other Equity	2,309.71	2,124.36	489.28
(c) Money received against share warrants			-
Sub-Total-Shareholders' funds	3,666.24	3,480.89	1,509.28
2 Share application money pending allotment	-	-	-
3 Minority Interest*	-	-	-
4 Non-current Liabilities			
(a) Long-term borrowings	-	-	-
(b) Deferred tax liabilities (net)	17.12	10.06	3.01
(c) Other long-term liabilities			-
(d) Long term provisions			10.64
Sub-Total-Non-current liabilities	17.12	10.06	13.65
5 Current Liabilities			
(a) Short-term borrowings	140.84	2.50	3.55
(b) Trade payables	606.26	447.85	431.05
(c) Other current liabilities	52.14	31.32	35.69
(d) Short term provisions	325.48	286.98	237.83
Sub-Total-current liabilities	1,124.72	768.65	708.12
TOTAL OF EQUITY AND LIABILITIES	4,808.08	4,259.60	2,231.05
B ASSETS			
1 Non-Current Assets:			
(a) Fixed Assets	2,608.77	2,545.32	581.01
(b) Goodwill on consolidation*			-
(c) Non-current Investments			-
(d) Deferred tax assets (net)			-
(e) Long-term loans and advances			-
(f) Other non-current assets			-
Sub-Total-Non-current assets	2,608.77	2,545.32	581.01
2 Current Assets			
(a) Current investments			
(b) Inventories	283.35	244.88	491.28
(c) Trade receivables	845.26	265.52	485.63
(d) Cash and Cash equivalents	9.85	20.10	35.71
(e) Short-term loans and advances	1,054.99	1,177.83	3.47
(f) Other current assets	5.87	5.93	633.95
Sub-total - Current assets	2,199.31	1,714.27	1,650.04
TOTAL OF ASSETS	4,808.08	4,259.60	2,231.05

For and on Behalf of Board of Directors

Vimalla Joseb
 Managing Director
 DIN:00849207



Place: Chennai
 Date: 10.11.2017